EMMEGI®
HEAT-EXCHANGERS

Serie MOBILE

MOBILE Series

APPLICAZIONE APPLICATION

Grazie all'ampia gamma di combinazioni, gli scambiatori della **serie Mobile** si prestano ad essere la soluzione di raffreddamento ottimale per svariate applicazioni mobili:

Thanks to its wide range of possible combinators the mobile series exchangers make for the optimal solution on a great variety for mobile applications:

Industria agricola e forestale.
Gru mobili e fisse.
Veicoli industriali.
Veicoli municipali
Macchine da costruzione.
Movimentazione materiali.
Altro su richiesta.

Agriculture and forestry.
Mobile and stationary cranes.
Industrial vehicles.
Municipal vehicles.
Construction machines.
Material handling.
Others on request.

Denominazione codice prodotto

Ordering code

2 | MS1 | 12 | 2 | 01

MODELLO *MODEL*

MS1 (MOBILE-S1)
MSM (MOBILE S MINI)
MSP (MOBILE S PLUS)
MS2 (MOBILE-S2)
MS3 (MOBILE-S3)
MS4 (MOBILE-S4)
MS5 (MOBILE-S5)
MA1 (MOBILE-A1)
MA2 (MOBILE-A2)
MA3 (MOBILE-A3)
MA4 (MOBILE-A4)
MA5 (MOBILE-A5)
MV1 (MOBILE-V1)
MVM (MOBILE-V MINI)
MVP (MOBILE-V PLUS)
MV2 (MOBILE-V2)
MV3 (MOBILE-V3)
MV4 (MOBILE-V4)
MV5 (MOBILE-V5)
MW1 (MOBILE-W1)
MW2 (MOBILE-W2)
MW3 (MOBILE-W3)
MW4 (MOBILE-W4)

TIPO DI MOTORIZZAZIONE *FAN MOTOR TYPE*

12 DC 12V
24 DC 24V

TERMOSTATI *THERMOSTATS*

0 Senza termostato whitout thermostat
1 Termostato fisso *Fixed thermostat 40-28°*
2 Termostato fisso *Fixed thermostat 50-38°*
3 Termostato fisso *Fixed thermostat 60-48°*
4 Termostato fisso *Fixed thermostat 70-58°*
5 Termostato fisso *Fixed thermostat 80-68°*
6 Termostato fisso *Fixed thermostat 90-78°*

TIPO DI VENTILAZIONE *VENTILATING TYPE*

01 Aspirante Suction air flow
02 Soffiante Blowing air flow

Serie MOBILE S - *MOBILE S Series (STANDARD FIN)*

MOBILE S1
MOBILE S MINI
MOBILE S PLUS
MOBILE S2
MOBILE S3
MOBILE S4
MOBILE S5

Serie MOBILE A - *MOBILE A Series (CLEAN AIR FIN)*

MOBILE A1
MOBILE A2
MOBILE A3
MOBILE A4
MOBILE A5

Serie MOBILE V - *MOBILE V Series (BY-PASS | STANDARD FIN)*

MOBILE V1
MOBILE V MINI
MOBILE V PLUS
MOBILE V2
MOBILE V3
MOBILE V4
MOBILE V5

Serie MOBILE W - *MOBILE W Series (BY-PASS | CLEAN AIR FIN)*

MOBILE W1
MOBILE W2
MOBILE W3
MOBILE W4
MOBILE W5

Dimensioni Dimensions

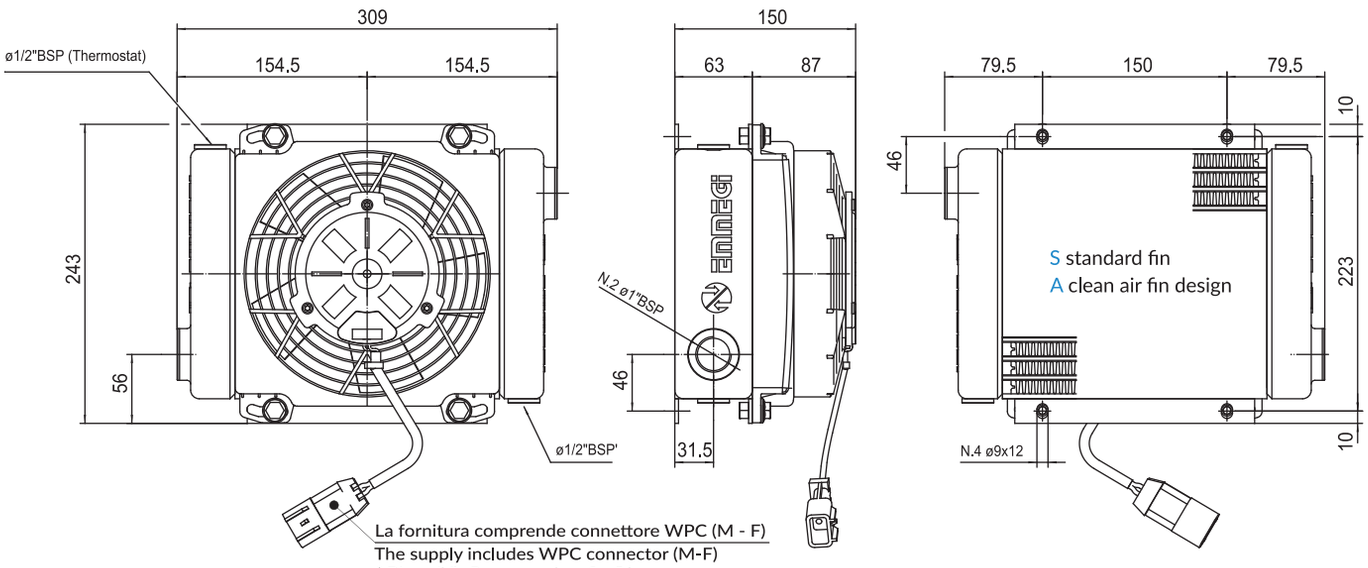

CODICE CODE	Dati tecnici / Technical Data								
	V	kw	A	rpm	Ø Fan	dB (A)	IP	It	kg
2MS112###	12V DC	0,10	8,4	4160	190	73	68	0,6	5
2MS124###	24V DC	0,10	4,2	4240	190	76	68	0,6	5
2MA112###	12V DC	0,11	8,3	4190	190	73	68	0,6	5
2MA124###	24V DC	0,11	4,1	4270	190	76	68	0,6	5

Diagramma rendimento Performance diagram

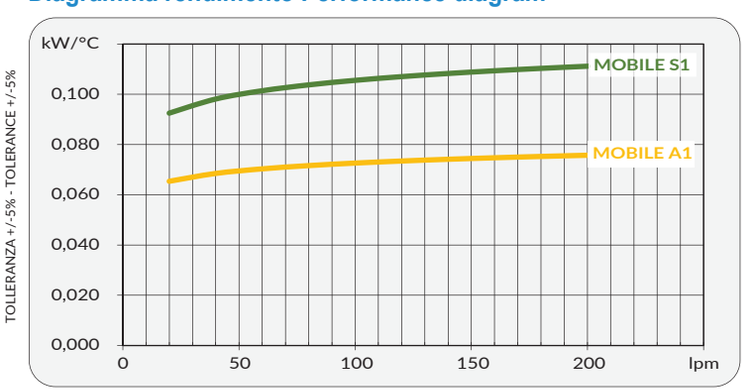

Perdite di carico Pressure drop (@30cSt)

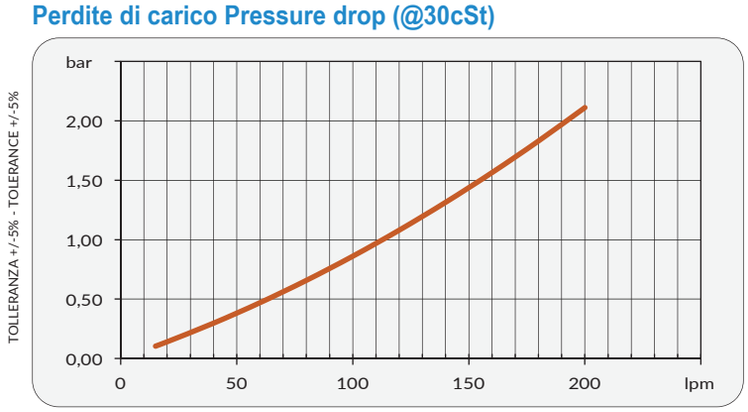

Fattore di correzione-F-(perdite di carico) Correction factor-F-(pressure drop)

cSt	10	15	20	30	40	50	60	80	100	200	300
F	0,5	0,65	0,77	1	1,2	1,4	1,6	1,9	2,1	3,3	4,3

Dimensioni Dimensions

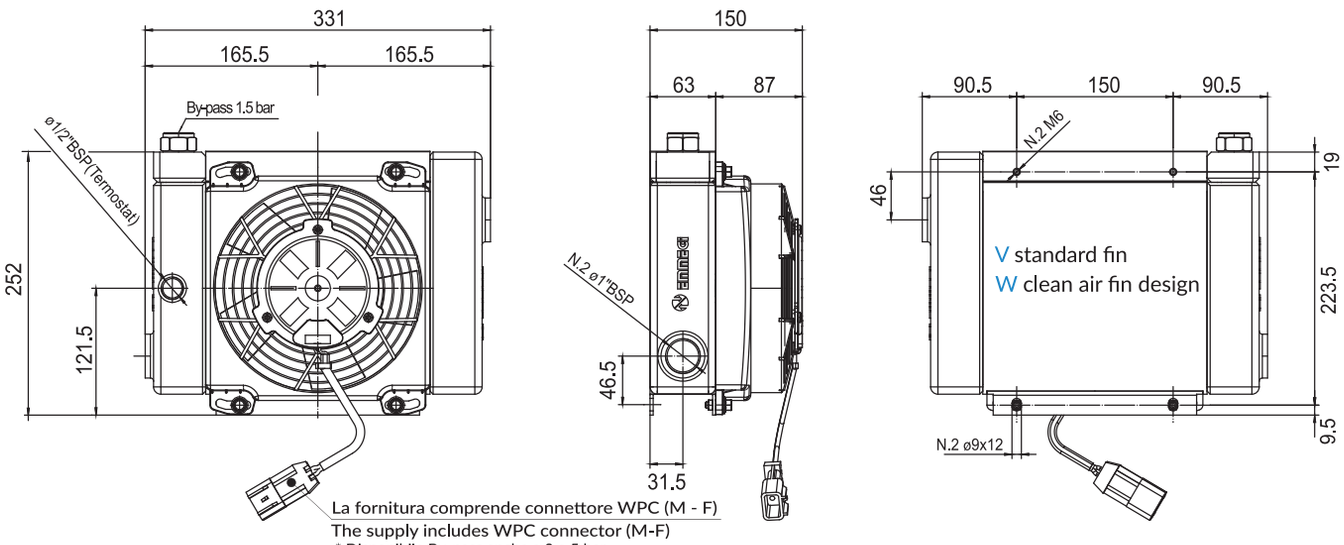

La fornitura comprende connettore WPC (M - F)
The supply includes WPC connector (M-F)
* Disponibile By-pass anche a 3 e 5 bar.

CODICE CODE	Dati tecnici / Technical Data								
	V	kW	A	rpm	Ø Fan	dB (A)	IP	lt	kg
2MV112###	12V DC	0,1	8,4	4160	190	73	68	0,6	6
2MV124###	24V DC	0,1	4,2	4240	190	76	68	0,6	6
2MW112###	12V DC	0,11	8,3	4190	190	73	68	0,6	6
2MW124###	24V DC	0,11	4,1	4270	190	76	68	0,6	6

Diagramma rendimento Performance diagram

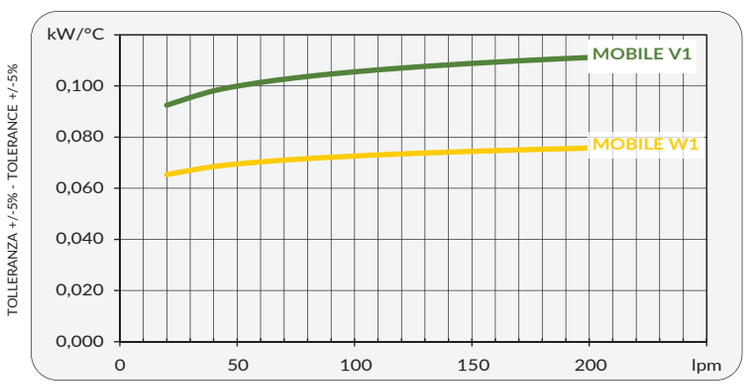

Perdite di carico Pressure drop (@30cSt)

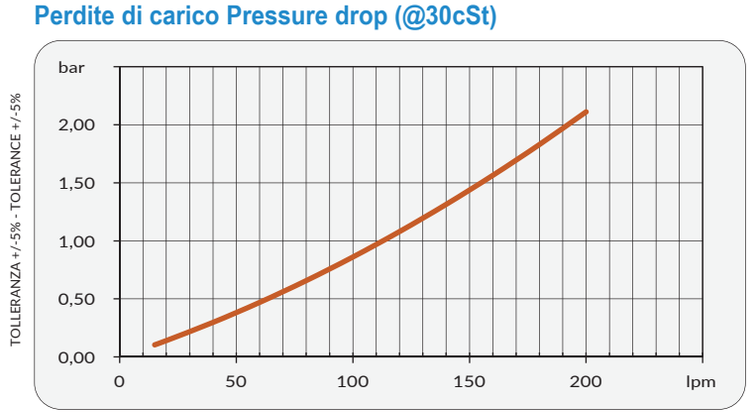

Fattore di correzione-F-(perdite di carico) Correction factor-F-(pressure drop)

cSt	10	15	20	30	40	50	60	80	100	200	300
F	0,5	0,65	0,77	1	1,2	1,4	1,6	1,9	2,1	3,3	4,3

Dimensioni Dimensions

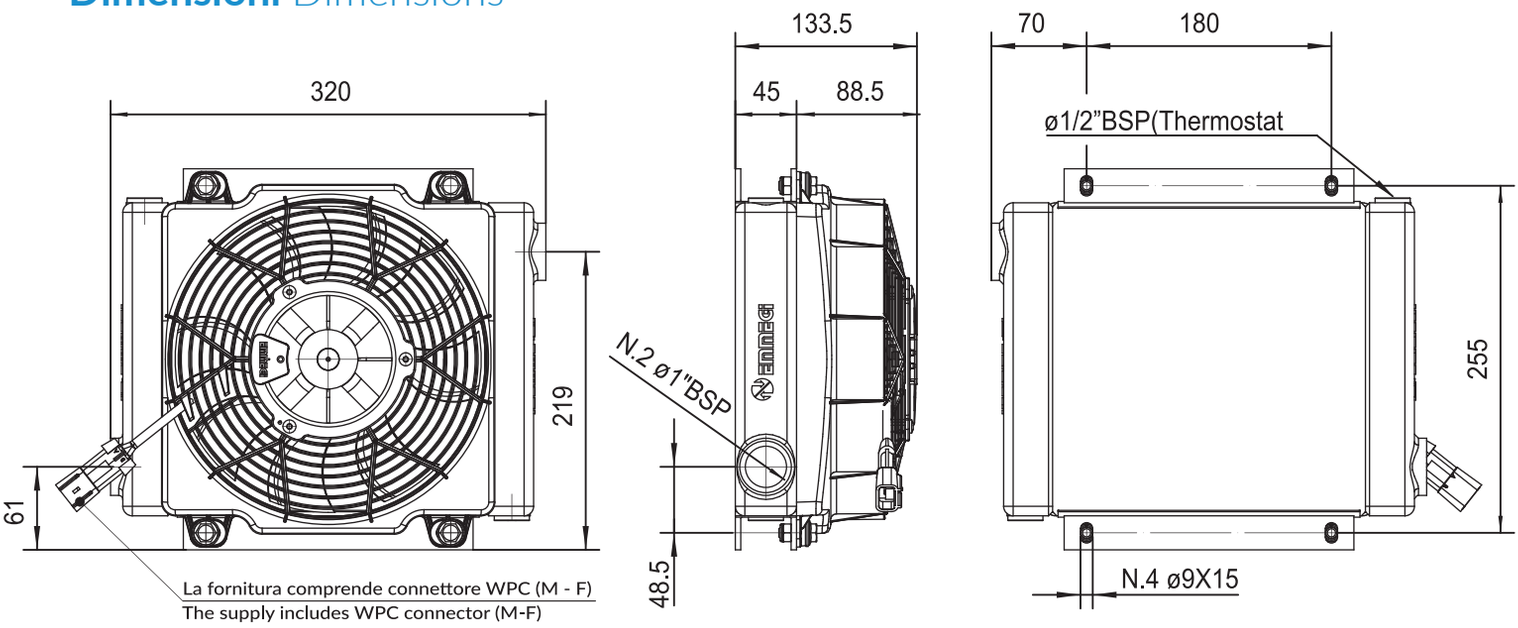

CODICE CODE	Dati tecnici / Technical Data								
	V	kW	A	rpm	Ø Fan	dB (A)	IP	lt	kg
2MSM12###	12V DC	0.13	10.2	4080	225	72	68	0.5	5
2MSM24###	24V DC	0.14	5.7	4280	225	74	68	0.5	5

Diagramma rendimento Performance diagram

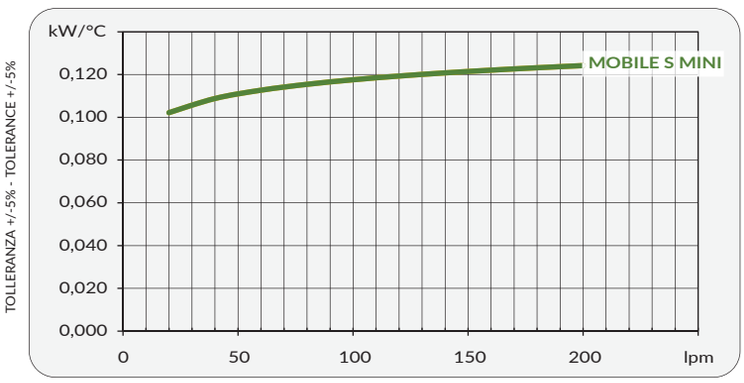

Perdite di carico Pressure drop (@30cSt)

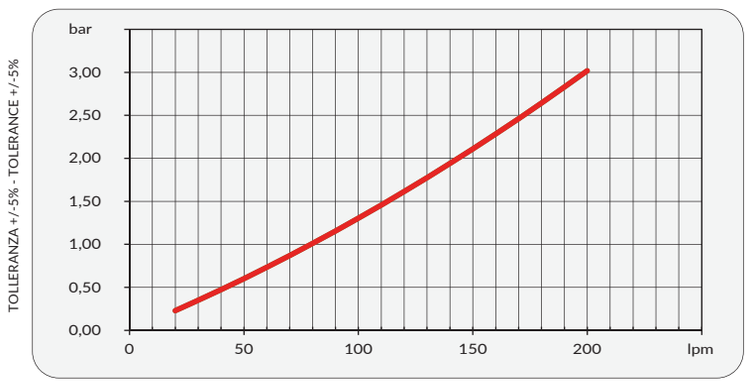

Fattore di correzione-F-(perdite di carico) Correction factor-F-(pressure drop)

cSt	10	15	20	30	40	50	60	80	100	200	300
F	0,5	0,65	0,77	1	1,2	1,4	1,6	1,9	2,1	3,3	4,3

Dimensioni Dimensions

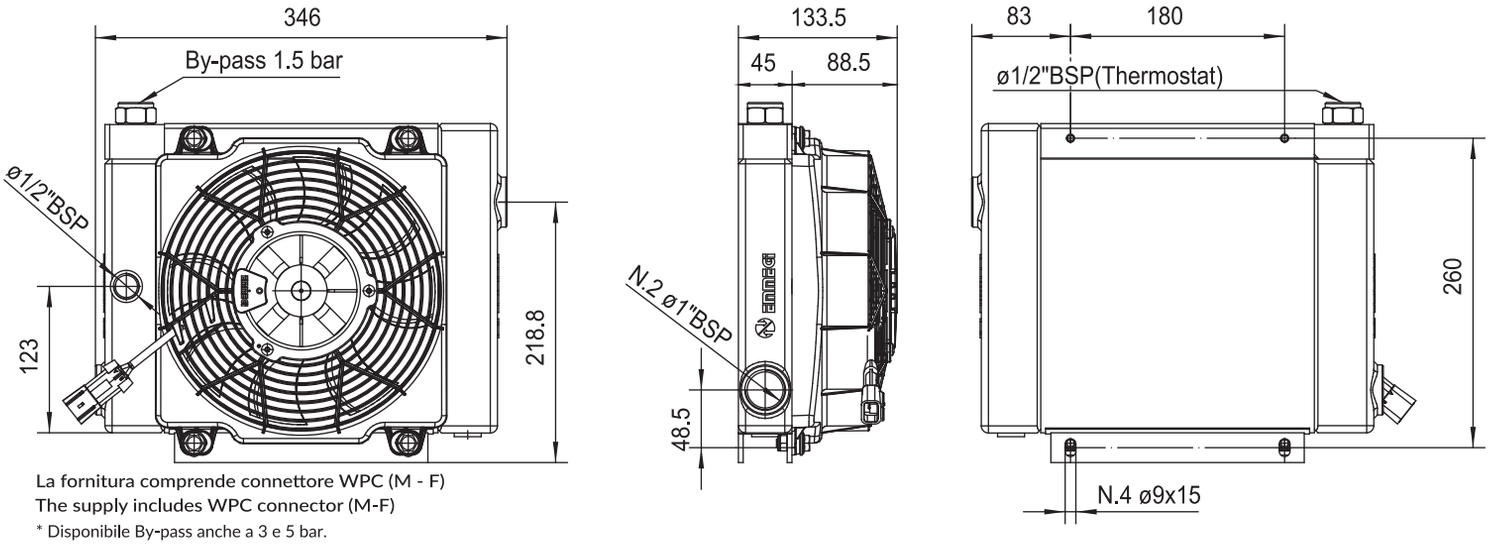

La fornitura comprende connettore WPC (M - F)
The supply includes WPC connector (M-F)
* Disponibile By-pass anche a 3 e 5 bar.

CODICE CODE	Dati tecnici / Technical Data								
	V	kw	A	rpm	Ø Fan	dB (A)	IP	lt	kg
2MVM12###	12V DC	0.13	10.2	4080	225	72	68	0.5	6
2MVM24###	24V DC	0.14	5.7	4285	225	74	68	0.5	6

Diagramma rendimento Performance diagram

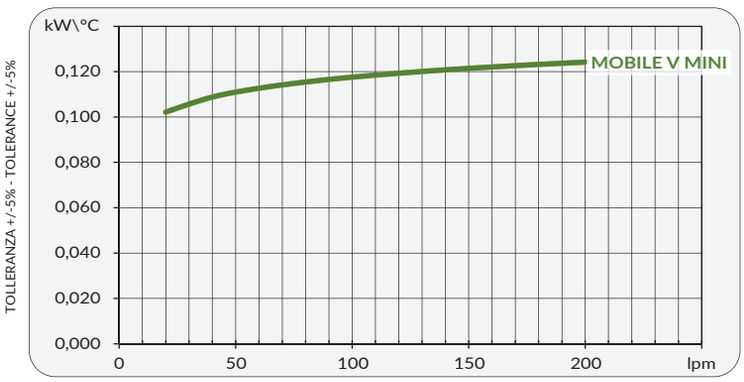

Perdite di carico Pressure drop (@30cSt)

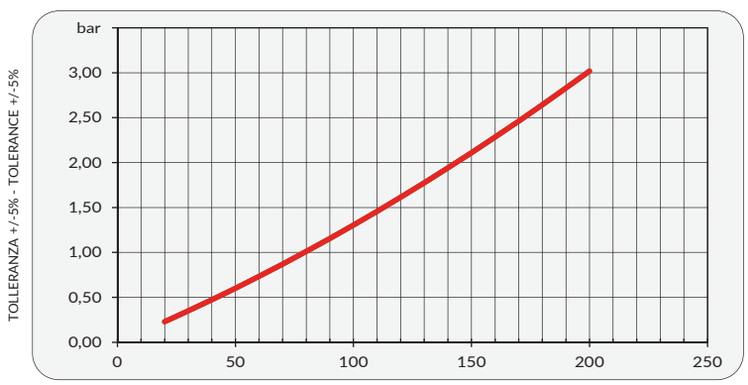

Fattore di correzione-F-(perdite di carico) Correction factor-F-(pressure drop)

cSt	10	15	20	30	40	50	60	80	100	200	300
F	0,5	0,65	0,77	1	1,2	1,4	1,6	1,9	2,1	3,3	4,3

Dimensioni Dimensions

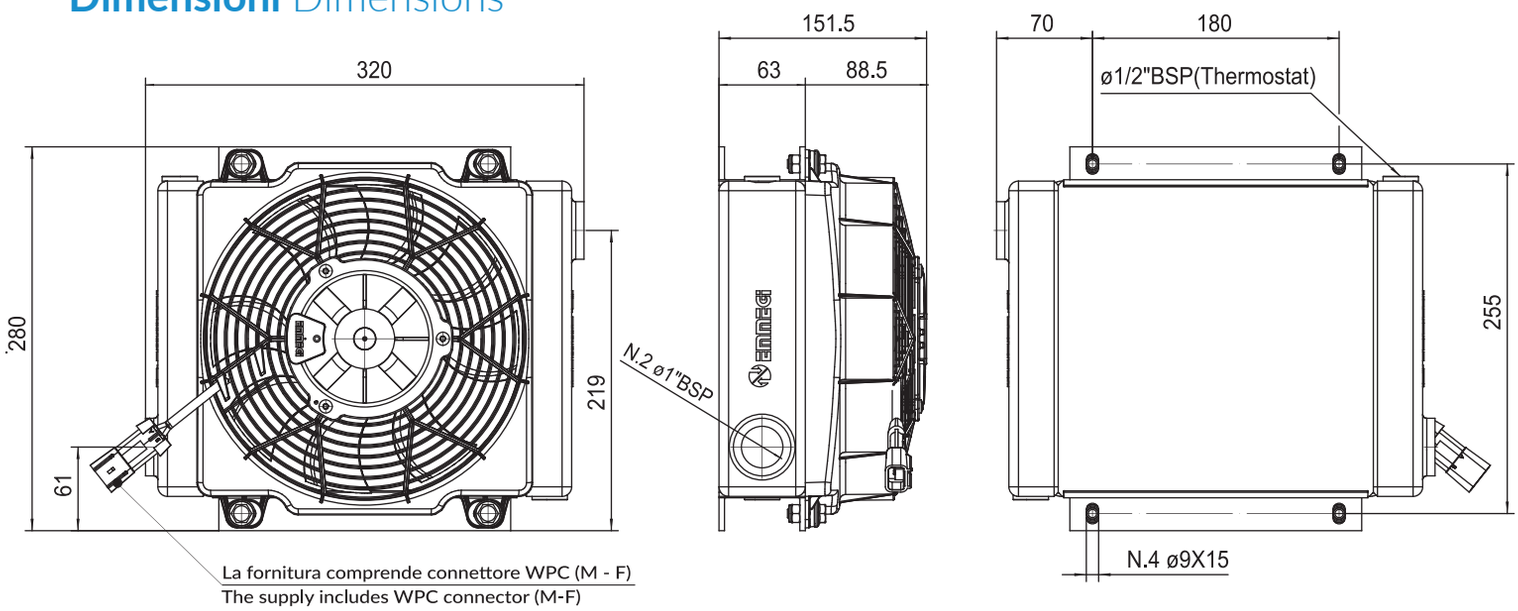

CODICE CODE	Dati tecnici / Technical Data								
	V	kW	A	rpm	Ø Fan	dB (A)	IP	It	kg
2MSP12###	12V DC	0.13	10.2	4080	225	72	68	0.7	6
2MSP24###	24V DC	0.15	5.8	4280	225	74	68	0.7	6

Diagramma rendimento Performance diagram

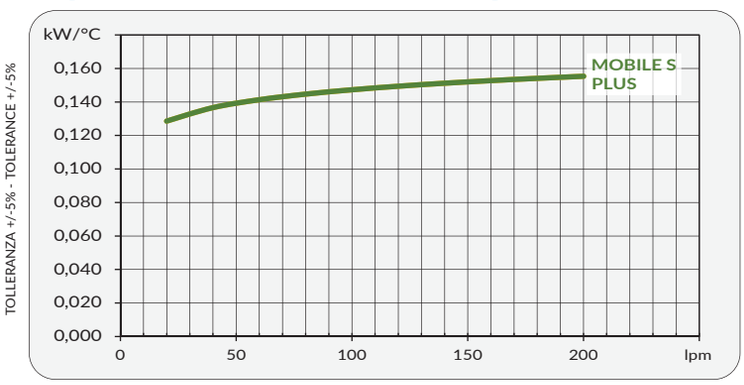

Perdite di carico Pressure drop (@30cSt)

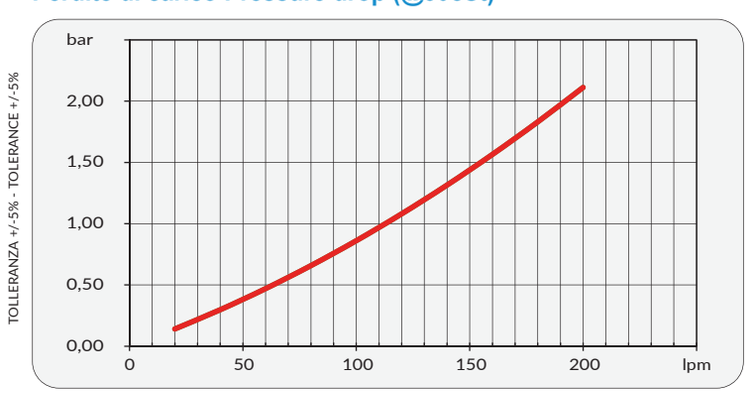

Fattore di correzione-F-(perdite di carico) Correction factor-F-(pressure drop)

cSt	10	15	20	30	40	50	60	80	100	200	300
F	0,5	0,65	0,77	1	1,2	1,4	1,6	1,9	2,1	3,3	4,3

Dimensioni Dimensions

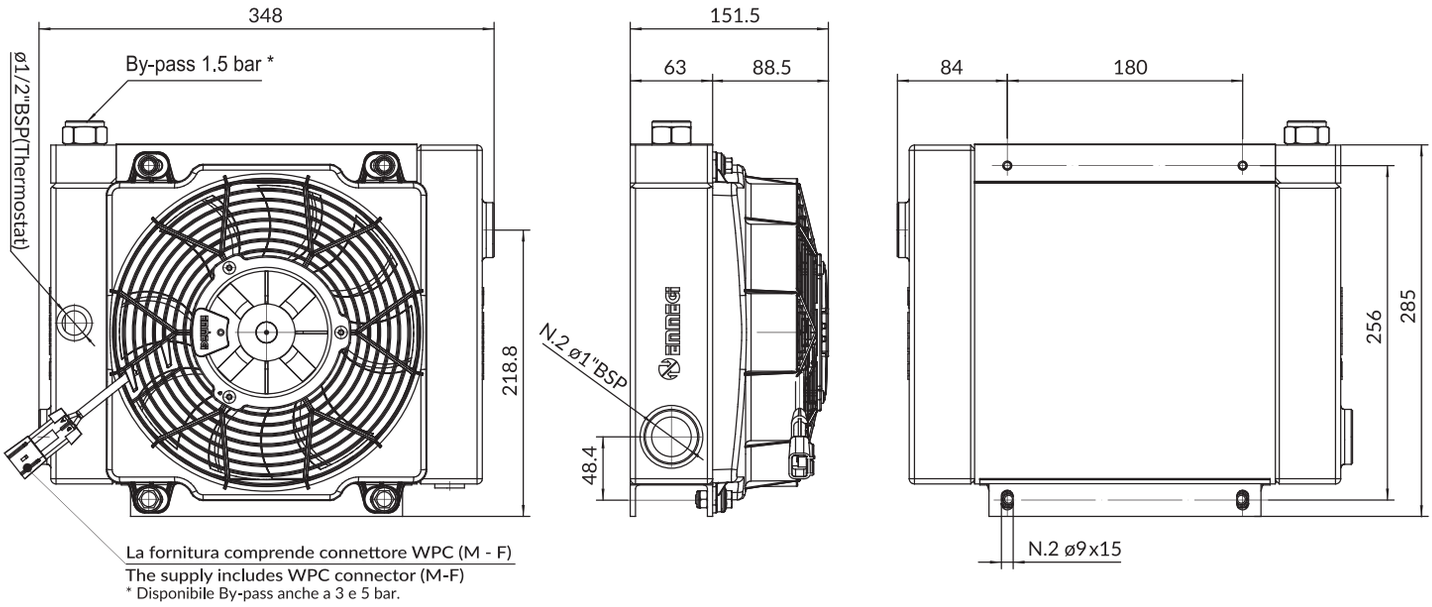

CODICE CODE	Dati tecnici / Technical Data								
	V	kw	A	rpm	Ø Fan	dB (A)	IP	It	kg
2MVP12###	12V DC	0.14	10.4	4080	225	72	68	0.7	7
2MVP24###	24V DC	0.15	5.8	4280	225	74	68	0.7	7

Diagramma rendimento Performance diagram

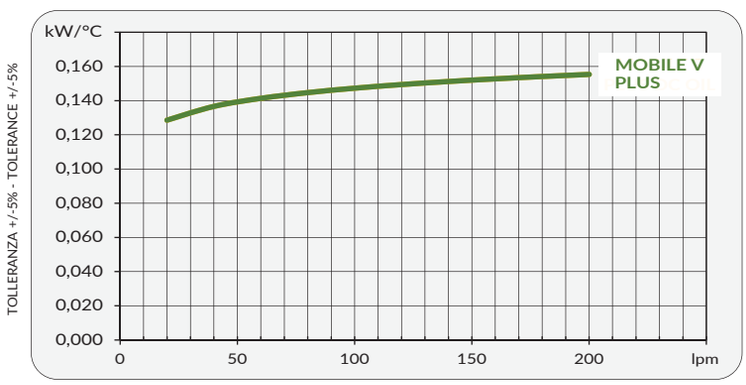

Performance & Pressure drop diagram (@30cSt)

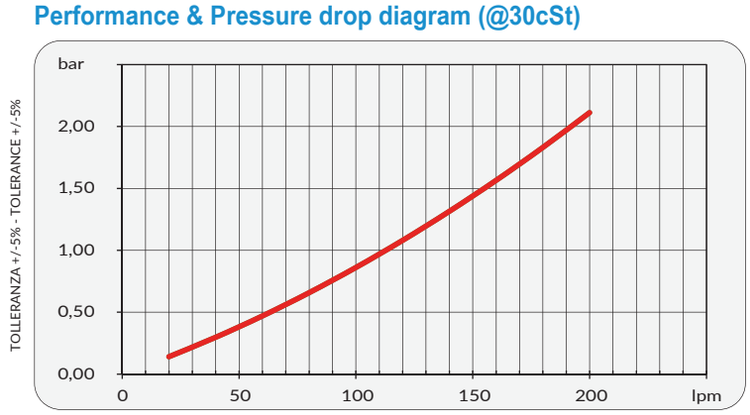

Fattore di correzione-F-(perdite di carico) Correction factor-F-(pressure drop)

cSt	10	15	20	30	40	50	60	80	100	200	300
F	0,5	0,65	0,77	1	1,2	1,4	1,6	1,9	2,1	3,3	4,3

Dimensioni Dimensions

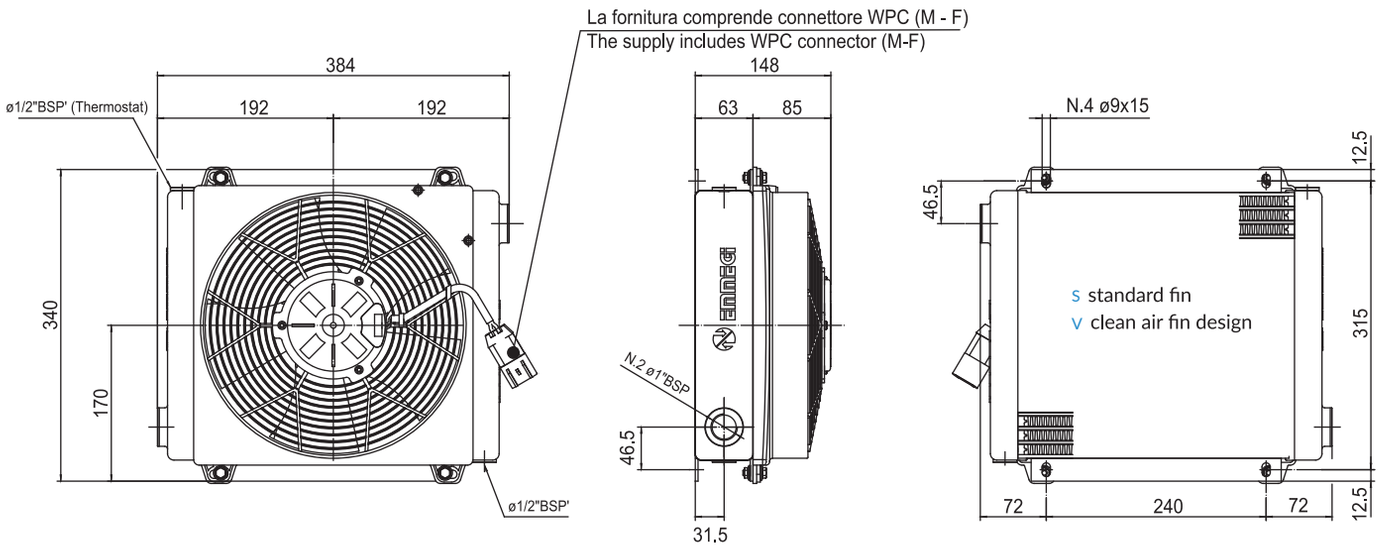

CODICE CODE	Dati tecnici / Technical Data								
	V	kW	A	rpm	Ø Fan	dB (A)	IP	lt	kg
2MS212###	12V DC	0,09	7,7	2490	280	71	68	1	7,5
2MS224###	24V DC	0,09	3,9	2520	280	73	68	1	7,5
2MA212###	12V DC	0,09	7,4	2550	280	71	68	1	7,5
2MA224###	24V DC	0,09	3,8	2560	280	73	68	1	7,5

Diagramma rendimento Performance diagram

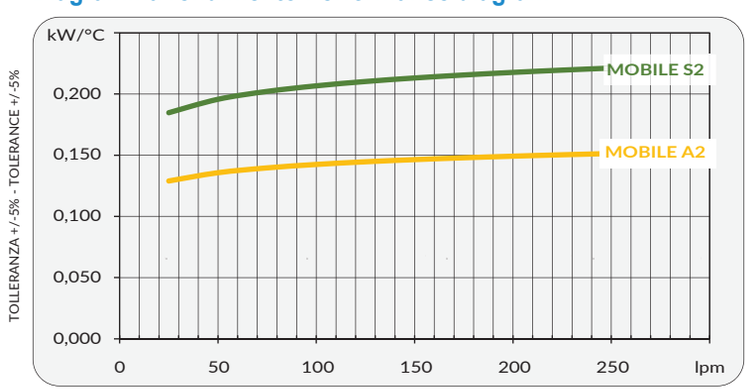

Perdite di carico Pressure drop (@30cSt)

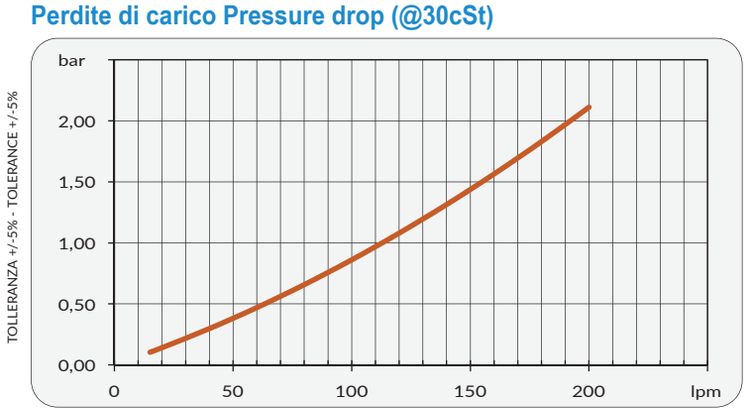

Fattore di correzione-F-(perdite di carico) Correction factor-F-(pressure drop)

cSt	10	15	20	30	40	50	60	80	100	200	300
F	0,5	0,65	0,77	1	1,2	1,4	1,6	1,9	2,1	3,3	4,3

Dimensioni Dimensions

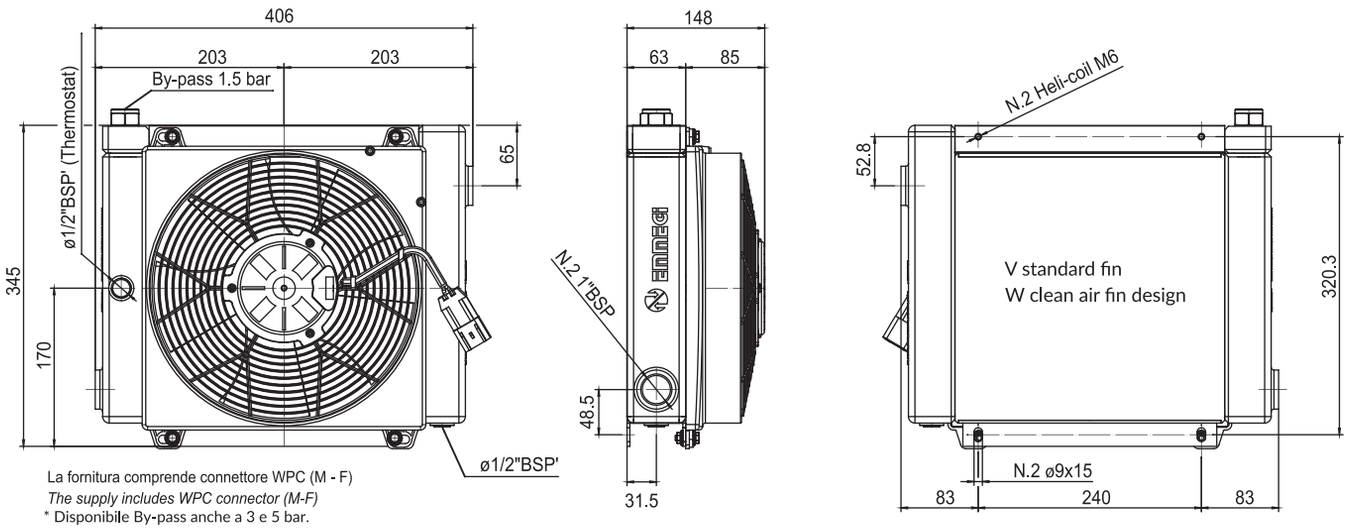

La fornitura comprende connettore WPC (M - F)
The supply includes WPC connector (M-F)
* Disponibile By-pass anche a 3 e 5 bar.

CODICE CODE	Dati tecnici / Technical Data								
	V	kW	A	rpm	Ø Fan	dB (A)	IP	lt	kg
2MV212###	12V DC	0,09	7,7	2490	280	71	68	1	9
2MV224###	24V DC	0,08	3,9	2520	280	73	68	1	9
2MW212###	12V DC	0,1	7,4	2550	280	71	68	1	9
2MW224###	24V DC	0,08	3,8	2560	280	73	68	1	9

Diagramma rendimento Performance diagram

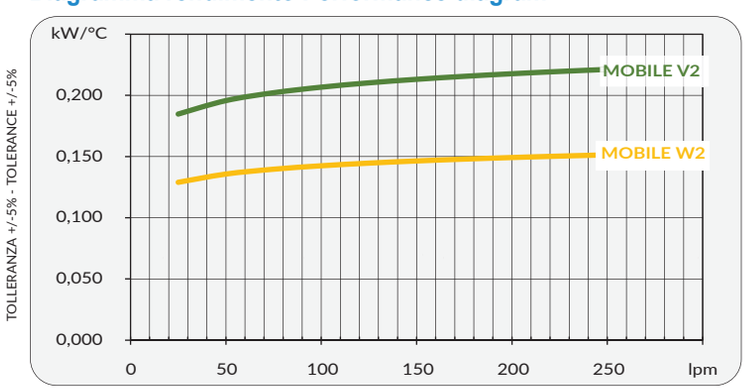

Perdite di carico Pressure drop (@30cSt)

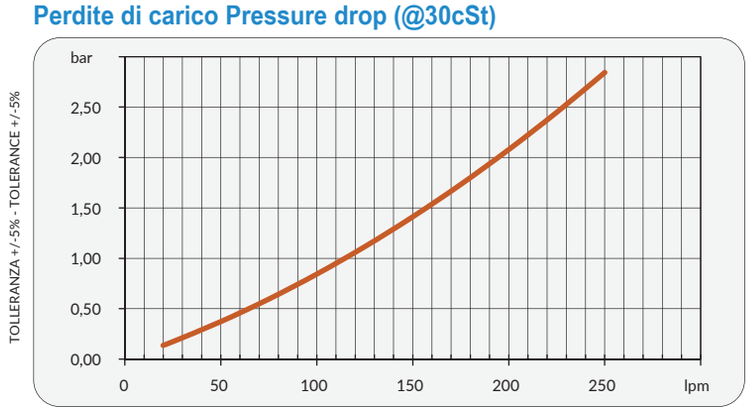

Fattore di correzione-F-(perdite di carico) Correction factor-F-(pressure drop)

cSt	10	15	20	30	40	50	60	80	100	200	300
F	0,5	0,65	0,77	1	1,2	1,4	1,6	1,9	2,1	3,3	4,3

Dimensioni Dimensions

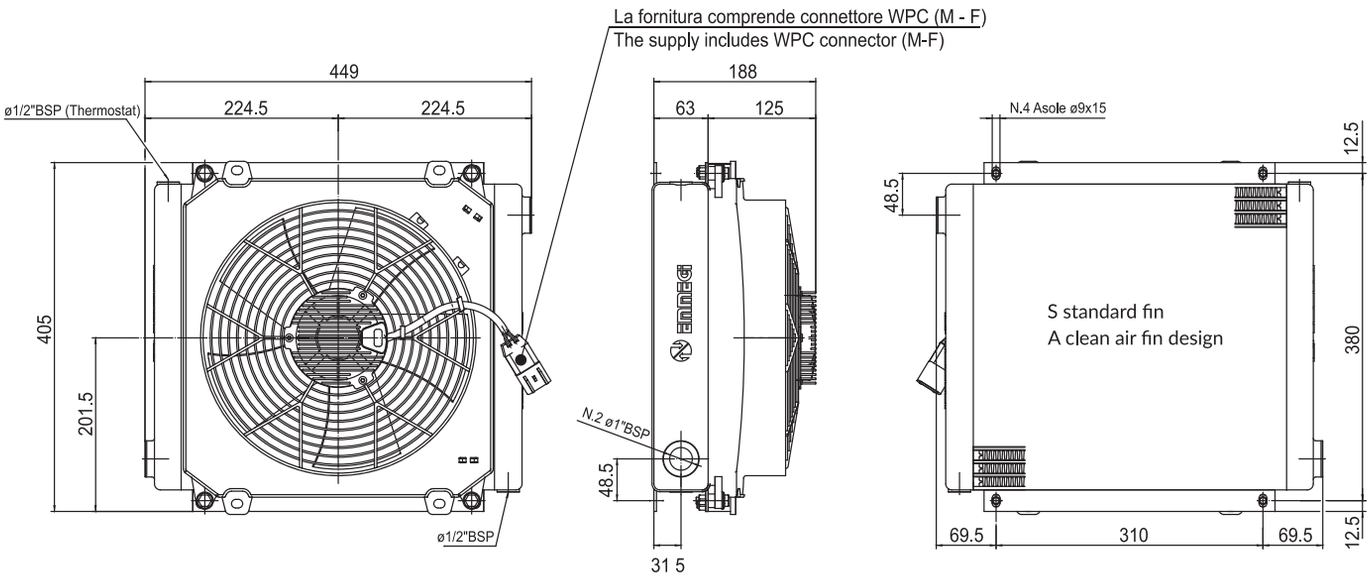

CODICE CODE	Dati tecnici / Technical Data								
	V	kW	A	rpm	Ø Fan	dB (A)	IP	lt	kg
2MS312###	12V DC	0,19	15,6	2840	305	74	68	1,6	10,5
2MS324###	24V DC	0,18	7,6	3040	305	79	68	1,6	10,5
2MA312###	12V DC	0,19	15,8	3110	305	74	68	1,6	10,5
2MA324###	24V DC	0,16	6,7	3124	305	79	68	1,6	10,5

Diagramma rendimento Performance diagram

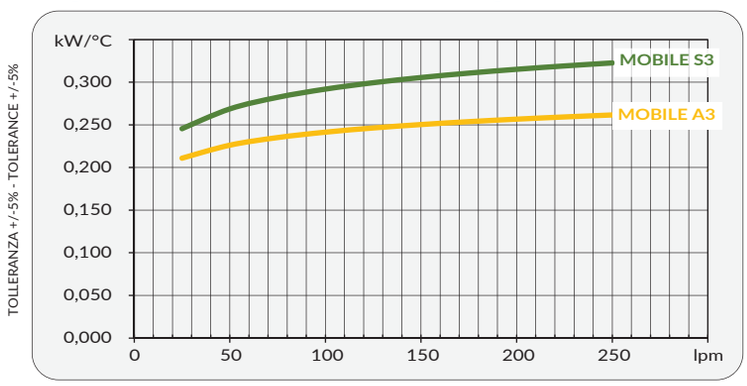

Performance & Pressure drop diagram (@30cSt)

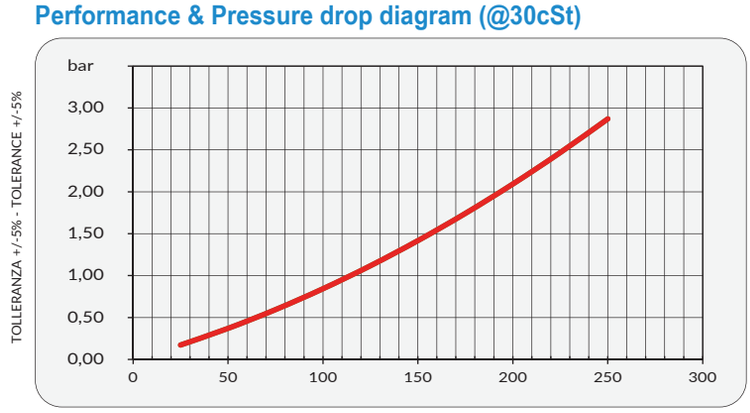

Fattore di correzione-F-(perdite di carico) Correction factor-F-(pressure drop)

cSt	10	15	20	30	40	50	60	80	100	200	300
F	0,5	0,65	0,77	1	1,2	1,4	1,6	1,9	2,1	3,3	4,3

Dimensioni Dimensions

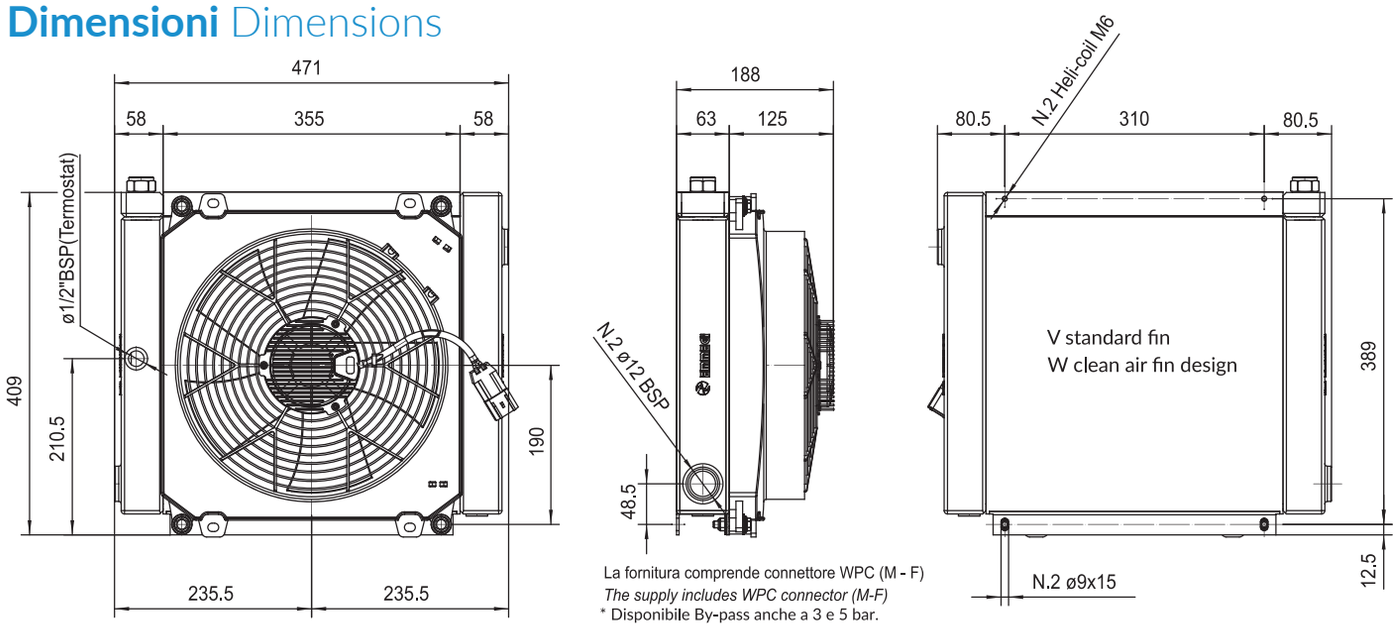

La fornitura comprende connettore WPC (M - F)
The supply includes WPC connector (M-F)
* Disponibile By-pass anche a 3 e 5 bar.

CODICE CODE	Dati tecnici / Technical Data								
	V	kW	A	rpm	Ø Fan	dB (A)	IP	lt	kg
2MV312###	12V DC	0,19	15,6	2840	305	74	68	1,6	12
2MV324###	24V DC	0,18	7,6	3040	305	79	68	1,6	12
2MW312###	12V DC	0,19	15,8	3110	305	74	68	1,6	12
2MW324###	24V DC	0,16	6,7	3124	305	79	68	1,6	12

Diagramma rendimento Performance diagram

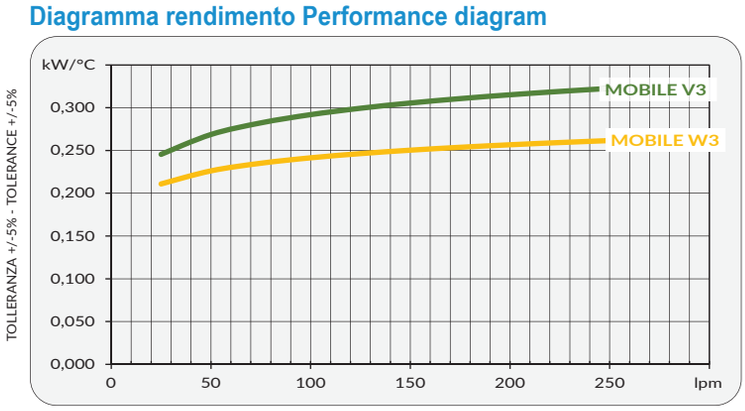

Performance & Pressure drop diagram (@30cSt)

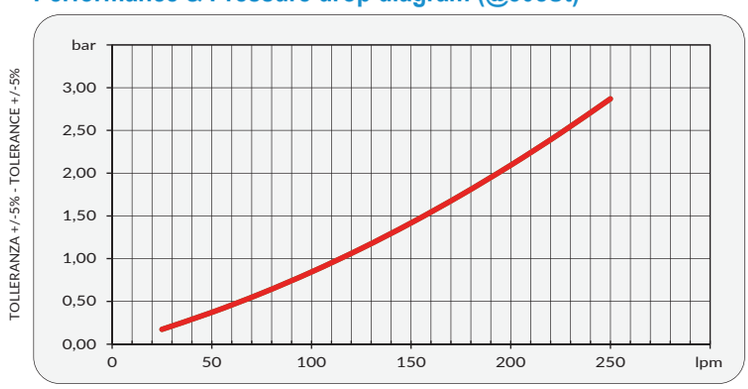

Fattore di correzione-F-(perdite di carico) Correction factor-F-(pressure drop)

cSt	10	15	20	30	40	50	60	80	100	200	300
F	0,5	0,65	0,77	1	1,2	1,4	1,6	1,9	2,1	3,3	4,3

Dimensioni Dimensions

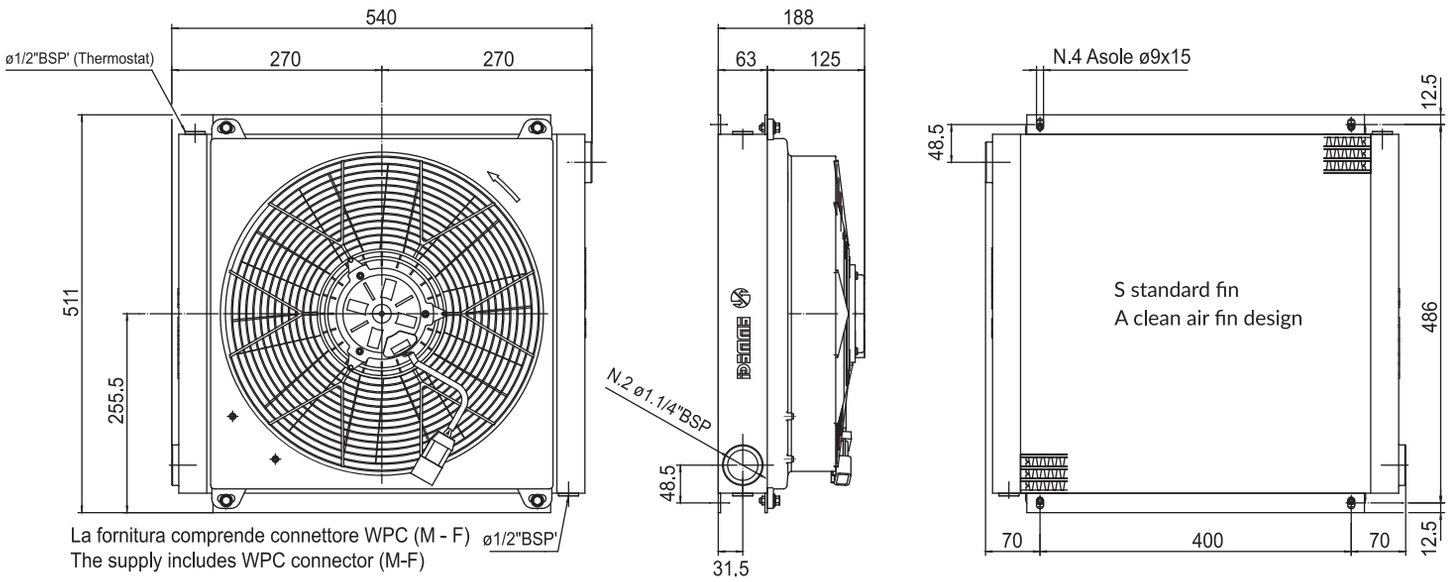

CODICE CODE	Dati tecnici / Technical Data								
	V	kW	A	rpm	Ø Fan	dB (A)	IP	lt	kg
2MS412###	12V DC	0,18	15,2	2210	385	76	68	2,7	16,5
2MS424###	24V DC	0,19	8,1	2390	385	79	68	2,7	16,5
2MA412###	12V DC	0,15	15,5	2280	385	76	68	2,7	16,5
2MA424###	24V DC	0,17	7,3	2460	385	79	68	2,7	16,5

Diagramma rendimento Performance diagram

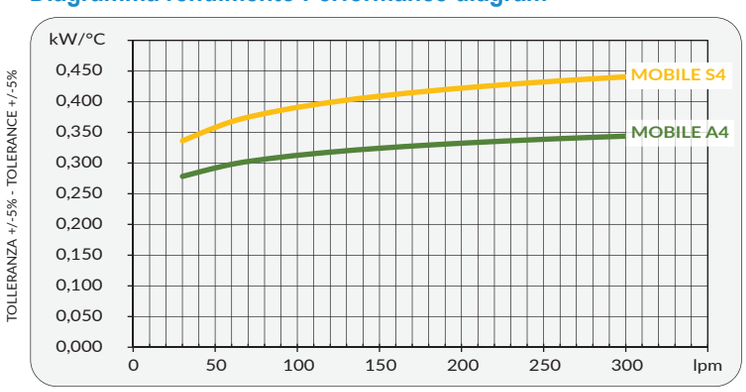

Performance & Pressure drop diagram (@30cSt)

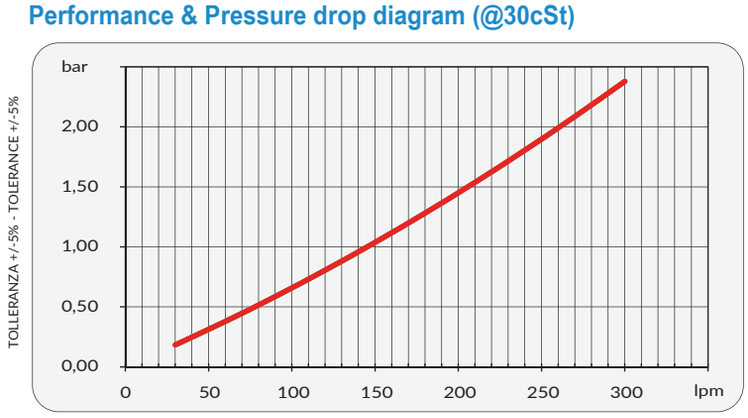

Fattore di correzione-F-(perdite di carico) Correction factor-F-(pressure drop)

cSt	10	15	20	30	40	50	60	80	100	200	300
F	0,5	0,65	0,77	1	1,2	1,4	1,6	1,9	2,1	3,3	4,3

Dimensioni Dimensions

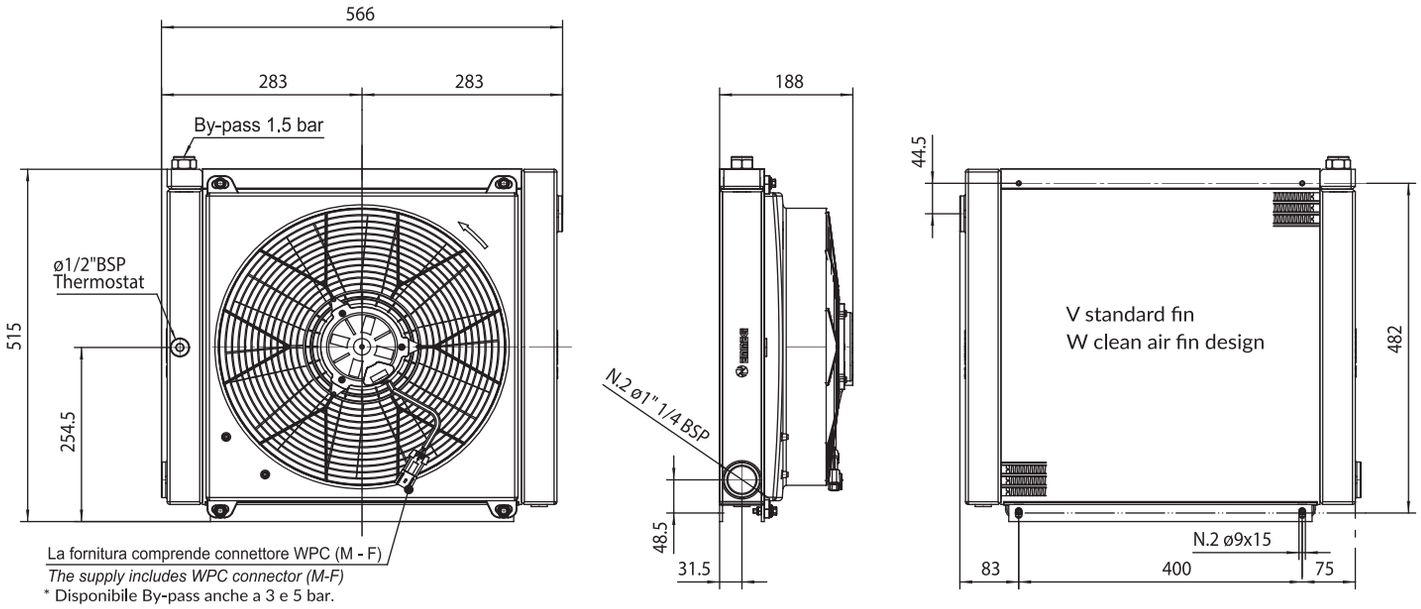

CODICE CODE	Dati tecnici / Technical Data								
	V	kW	A	rpm	Ø Fan	dB (A)	IP	It	kg
2MV412###	12V DC	0,18	15,2	2210	385	76	68	2,7	18
2MV424###	24V DC	0,19	8,1	2390	385	79	68	2,7	18
2MW412###	12V DC	0,15	15,5	2280	385	76	68	2,7	18
2MW424###	24V DC	0,17	7,3	2460	385	79	68	2,7	18

Diagramma rendimento Performance diagram

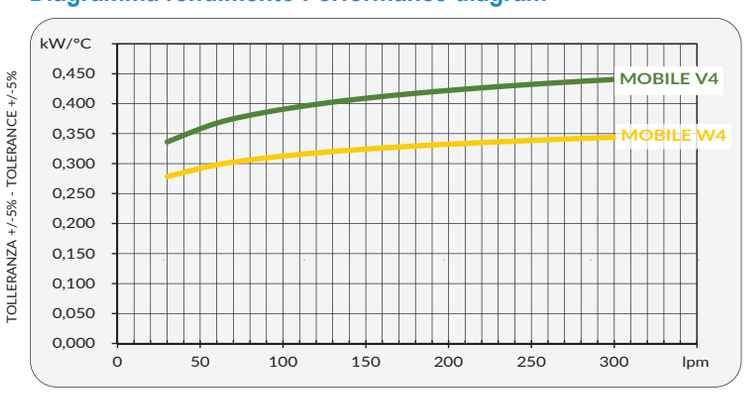

Performance & Pressure drop diagram (30@cSt)

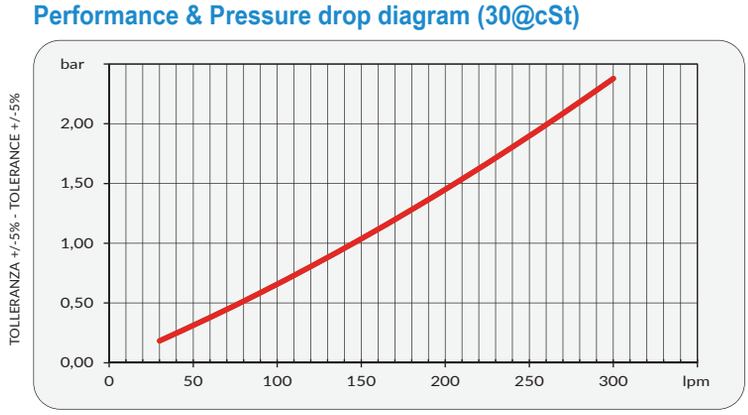

Fattore di correzione-F-(perdite di carico) Correction factor-F-(pressure drop)

cSt	10	15	20	30	40	50	60	80	100	200	300
F	0,5	0,65	0,77	1	1,2	1,4	1,6	1,9	2,1	3,3	4,3

Dimensioni Dimensions

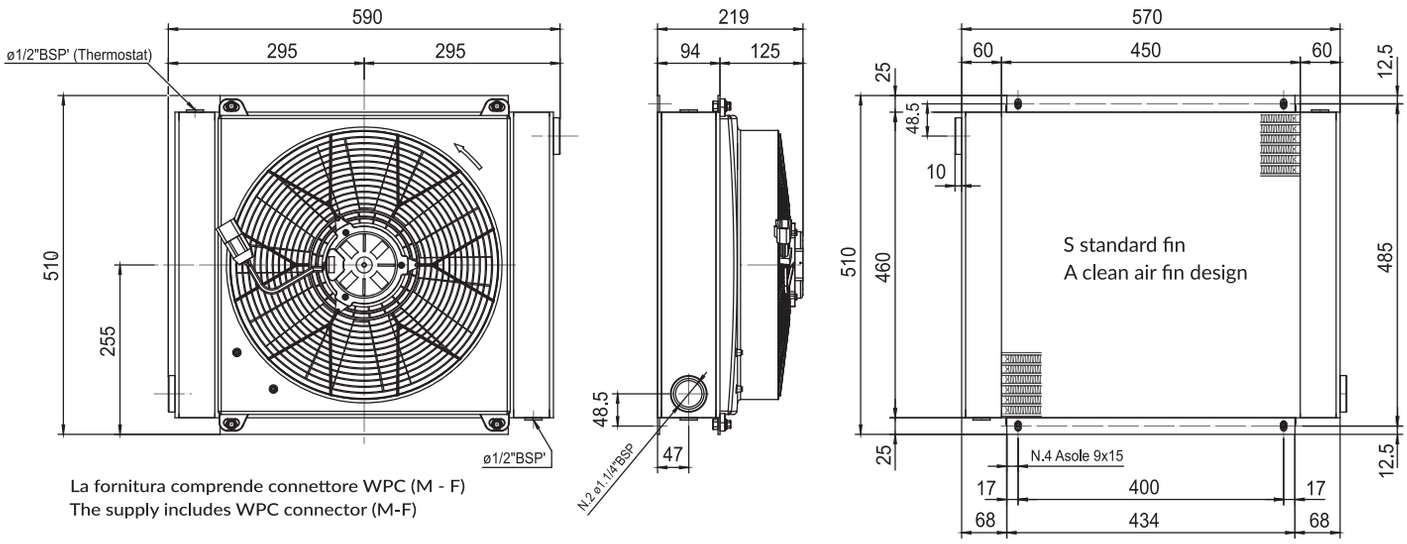

La fornitura comprende connettore WPC (M - F)
The supply includes WPC connector (M-F)

CODICE CODE	Dati tecnici / Technical Data								
	V	kW	A	rpm	Ø Fan	dB (A)	IP	It	kg
2MS512###	12V DC	0,23	19	2270	385	73	68	6,6	22,5
2MS524###	24V DC	0,23	9,9	2420	385	75	68	6,6	22,5
2MA512###	12V DC	0,23	19,4	2340	385	73	68	6,6	22,5
2MA524###	24V DC	0,22	9,0	2500	385	75	68	6,6	22,5

Diagramma rendimento Performance diagram

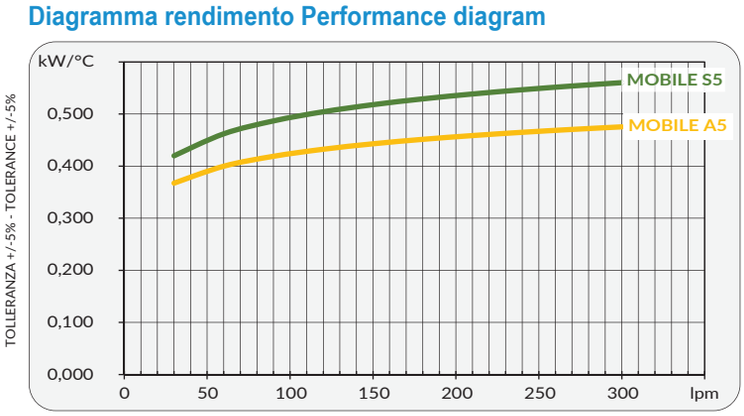

Performance & Pressure drop diagram (@30cSt)

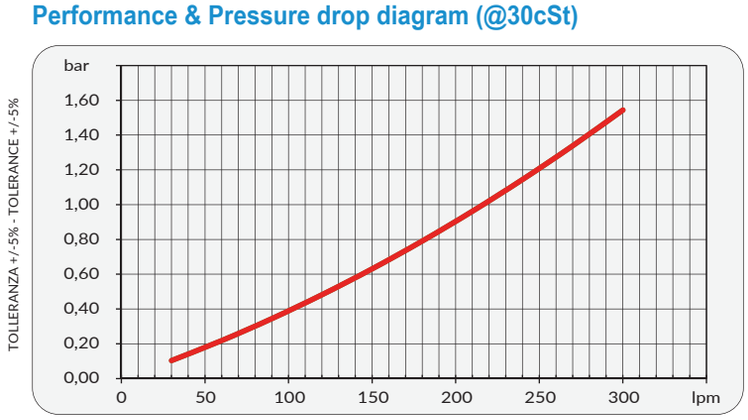

Fattore di correzione-F-(perdite di carico) Correction factor-F-(pressure drop)

cSt	10	15	20	30	40	50	60	80	100	200	300
F	0,5	0,65	0,77	1	1,2	1,4	1,6	1,9	2,1	3,3	4,3

Dimensioni Dimensions

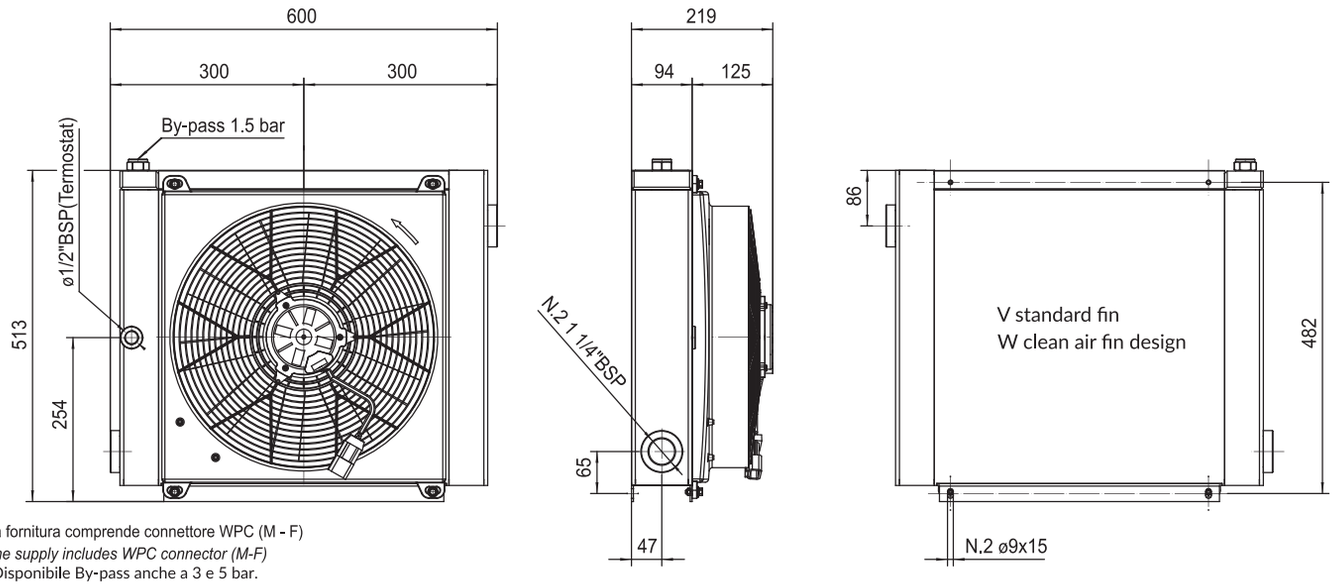

La fornitura comprende connettore WPC (M - F)
The supply includes WPC connector (M-F)
* Disponibile By-pass anche a 3 e 5 bar.

CODICE CODE	Dati tecnici / Technical Data								
	V	kW	A	rpm	Ø Fan	dB (A)	IP	lt	kg
2MV512###	12V DC	0,23	19	2270	385	73	68	6,6	24
2MV524###	24V DC	0,23	9,9	2420	385	75	68	6,6	24
2MW512###	12V DC	0,23	19,4	2340	385	73	68	6,6	24
2MW524###	24V DC	0,22	9,0	2500	385	75	68	6,6	24

Diagramma rendimento Performance diagram

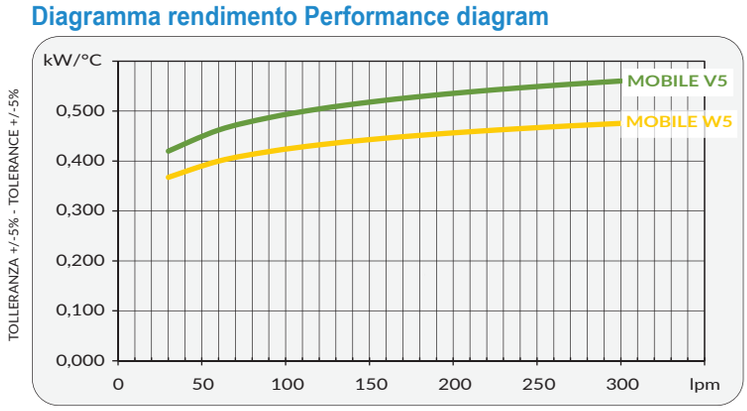

Performance & Pressure drop diagram (@30cSt)

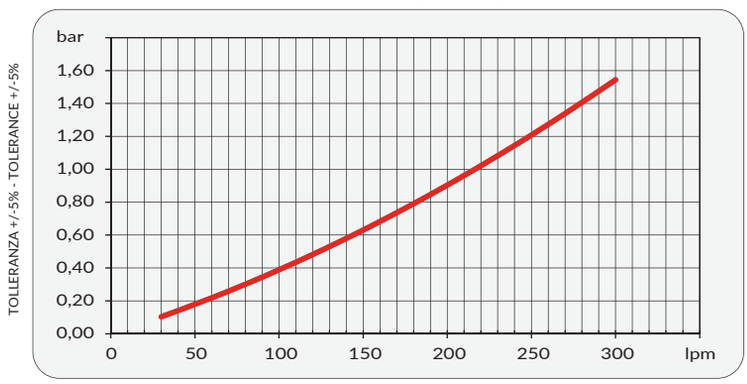

Fattore di correzione-F-(perdite di carico) Correction factor-F-(pressure drop)

cSt	10	15	20	30	40	50	60	80	100	200	300
F	0,5	0,65	0,77	1	1,2	1,4	1,6	1,9	2,1	3,3	4,3

Staffe di fissaggio serie 1 (articolo oprional)

1 Series supporting frame (otptional)

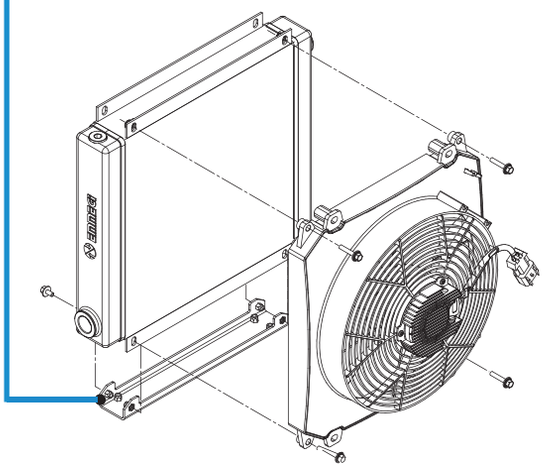

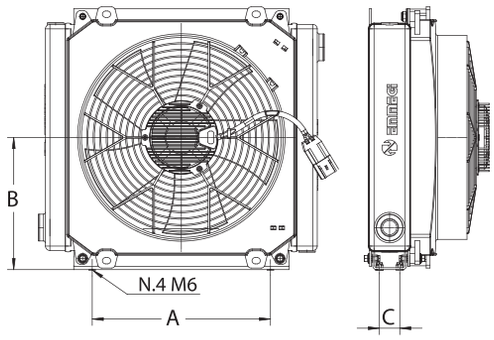

Serie 1 1 Series				
MODELLO MODEL	Dimensioni Dimensions			Staffe di fissaggio Supporting frame
	A	B	C	PN
MS1/MA1/MV1/MW1	170	124	32	051961A
MSP/MVP	150	146	32	0562980
MS2/MA2/MV2/MW2	210	173	32	051962A
MS3/MA3/MV3/MW3	280	204	32	051963A
MS4/MA4/MV4/MW4	380	258	32	051964A
MS5/MA5/MV5/MW5	380	258	64	051965A

Staffe di fissaggio serie 2 (articolo oprional)

2 Series supporting frame (otptional)

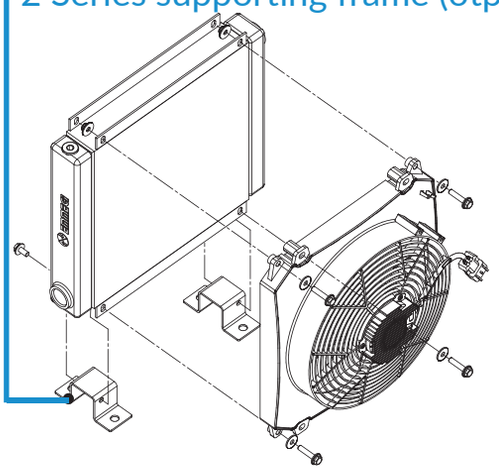

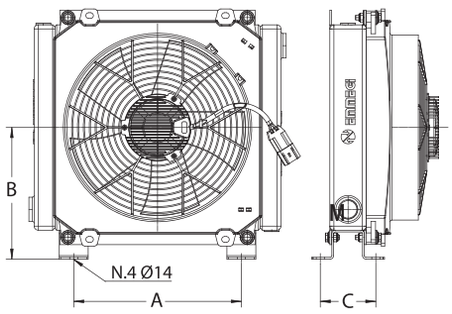

Series 2 2 Series				
MODELLO MODEL	Dimensioni Dimensions			Staffe di fissaggio (N. 2 Pz. per scambiatore) Supporting frame (N. 2 Pcs for heat exchanger)
	A	B	C	PN
MS1/MA1/MV1/MW1	130	86	96	056295A
MSM/MVM	160	166	81	0562940
MSP/MVP	220	195	96	056293A
MS2/MA2/MV2/MW2	220	195	96	056293A
MS3/MA3/MV3/MW3	290	227.5	96	056293A
MS4/MA4/MV4/MW4	380	280.5	96	056293A
MS5/MA5/MV5/MW5	380	280	127	056292A

Note *Notes*