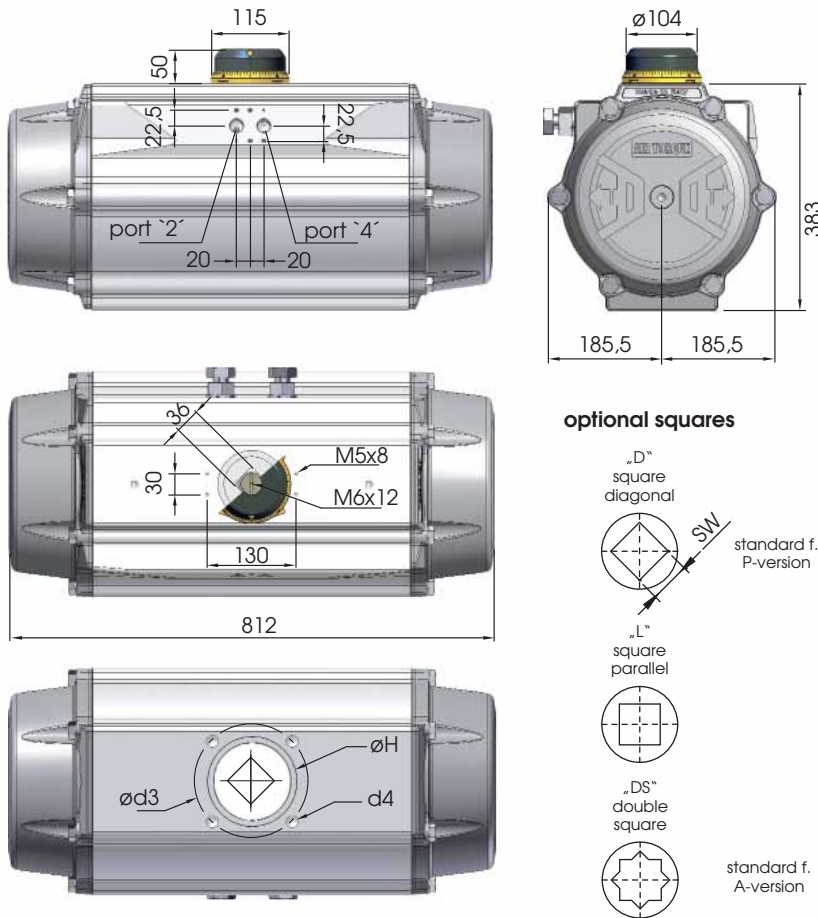




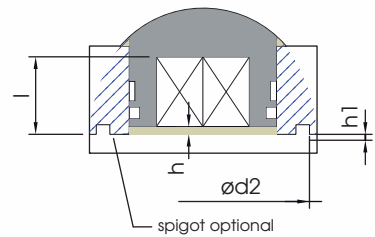
Dimensions in mm



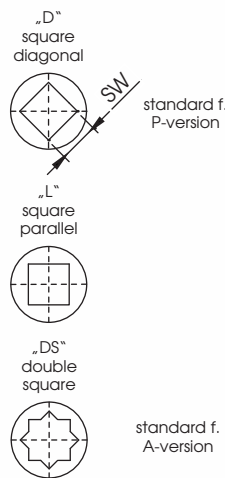
ISO 5211 - available flanges

	Standard	optional		
ISO 5211	F16*	F14*	F16* + F25	
Ø d2	130	-	130(F16) oder 200 (F25)	
Ø d3	165	140	165	254
d4	M20 x 30	M16x24	M20x30	M16x24
Ø H	130	120	130	200
SW x l min.	D	55 x 59		
	DS	46 x 51	46 x 51 - 55 x 60	
h min.	2,5	2,5	2,5	2,5
h1	4	-	4	4

*before selecting the flange connection please consider the indications of standard n° 5211 on page 0911 of our manual for op. and maintenance



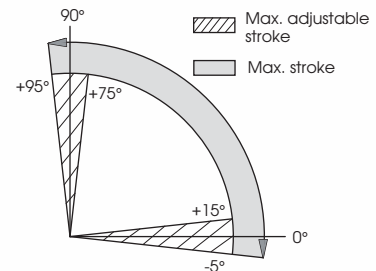
optional squares



Connection / Attachment

Pressure connection port 2 and 4	G1/2"
Ancillaries attachment	AA 4

Rotation and stroke adjustment



Pressure	Output torque for double acting and spring return in Nm												Spring torque		approx. weight in kg										
	2,5 bar		3 bar		3,5 bar		4 bar		4,2 bar		4,5 bar		5 bar			5,5 bar		6 bar		7 bar		8 bar		90°	0°
	0°	90°	0°	90°	0°	90°	0°	90°	0°	90°	0°	90°	0°	90°		0°	90°	0°	90°	0°	90°				
DR	1795	2154	2513	2872	3015	3231	3590	3949	4308	5026	5744														118

SC 2/3	1064	703	1423	1062	1782	1421	2141	1780	2284	1924	2500	2139	2859	2498									1092	731	131
SC 3	918	485	1277	844	1636	1203	1995	1562	2138	1706	2354	1921	2713	2280	3072	2639							1310	877	134
SC 3/4			1131	626	1489	985	1848	1344	1992	1487	2207	1703	2566	2062	2925	2421	3284	2780					1528	1023	137
SC 4					1343	766	1702	1125	1846	1269	2061	1484	2420	1843	2779	2202	3138	2561	3856	3279			1746	1170	139
SC 4/5							1556	907	1700	1051	1915	1266	2274	1625	2633	1984	2992	2343	3710	3061	4428	3779	1965	1316	142
SC 5											1769	1048	2128	1407	2487	1766	2846	2125	3564	2843	4282	3560	2183	1462	145
SC 5/6													1982	1188	2341	1547	2700	1906	3418	2624	4135	3342	2401	1608	147
SC 6													2194	1329	2553	1688	3271	2406	3989	3124	2620	1754			150

Pressure max.	Rotation (STD) (C)	Screw stroke adjustment	Chamber (Ø mm)	Air volume (L)		Moving time (sec.) (A)	
				OPEN	CLOSE	OPEN	CLOSE
8 bar	0° - 90°	for 1° 1/4 rotation	300	20	33	D 5,0 S 6,0	D 6,0 S 7,0

Operating temperature (°C) (B)		
ST (Standard)	HT (High temperature)	LLT (Extreme low temperature)
- 40 to + 80	- 15 to + 150	- 55 to + 80

(A) the above indicated moving time of the actuator is obtained under the following test conditions: (1) room temperature, (2) actuator stroke 90°, (3) solenoid valve with Ø 4 mm and flow capacity Qn 6000 L/min., (4) inside pipe Ø 11 mm, (5) medium clean air, (6) air supply pressure 5,5 bar (79,75 Psi), (7) actuator without external resistance load. **Caution:** It has to be expected, e.g. for field applications, when one or more of the above parameters are different, the moving time will be different.

(B) Every temperature range option requires proper components and lubricant. Please contact Air Torque GmbH.

Operating Medium:

The operating medium must be free of dust and oil. The maximum particle size must not exceed 30µ. (ISO 8573 Part1, Class5). In order to prevent water condensation and/or solidification (ice when actuator works below 0°C), the operating medium must have a dew point equal to -20°C or at least 10°C below the ambient temperature (ISO 8573 Part1, Class3)